

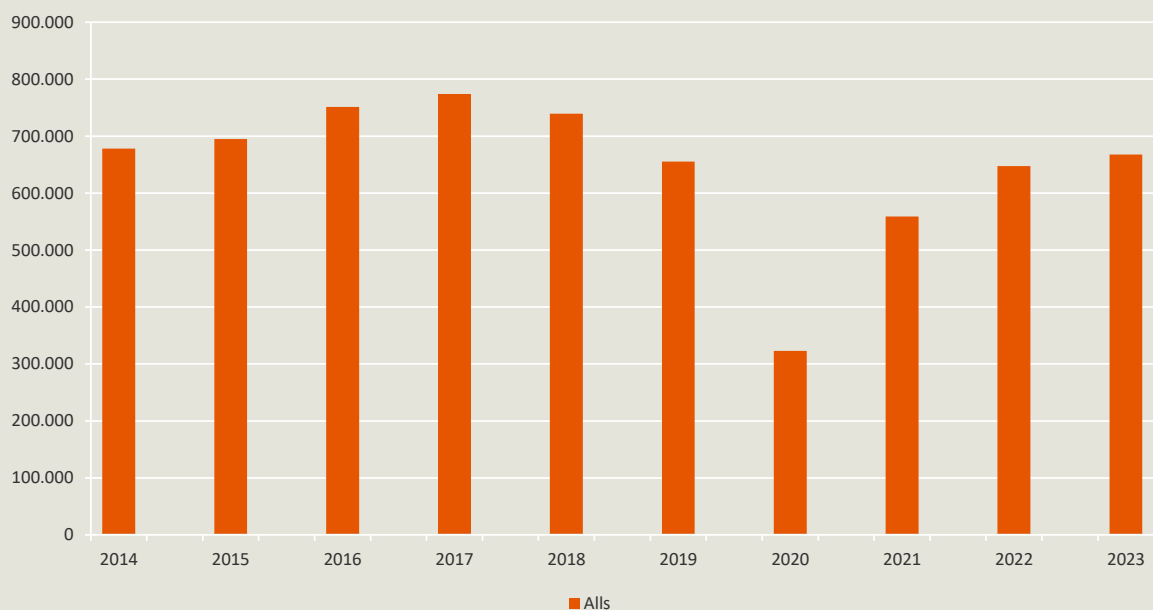
# FLUGTÖLUR 2023



# INNANLANDSFARÞEGAR UM ÍSLENSKA ÁÆTLUNARFLUGVELLI 2023

Flugvöllur	2022	2023	Br. 23/22	Hlutdeild
Reykjavík	330.896	348.891	5,4%	52,4%
Akureyri	163.586	168.162	2,8%	25,3%
Egilsstaðir	89.038	90.986	2,2%	13,7%
Ísafjörður	31.223	29.556	-5,3%	4,4%
Hornafjörður	9.869	9.567	-3,1%	1,4%
Húsavík	8.597	5.986	-30,4%	0,9%
Bíldudalur	4.696	5.007	6,6%	0,8%
Vestmannaeyjar	3.381	3.291	-2,7%	0,5%
Grímsey	2.070	2.223	7,4%	0,3%
Vopnafjörður	935	777	-16,9%	0,1%
Þórshöfn	797	786	-1,4%	0,1%
Gjögur	97	147	51,5%	0,0%
Aðrir flugvellir	146	175	19,9%	0,0%
<b>Alls</b>	<b>645.331</b>	<b>665.554</b>	<b>3,1%</b>	<b>100%</b>

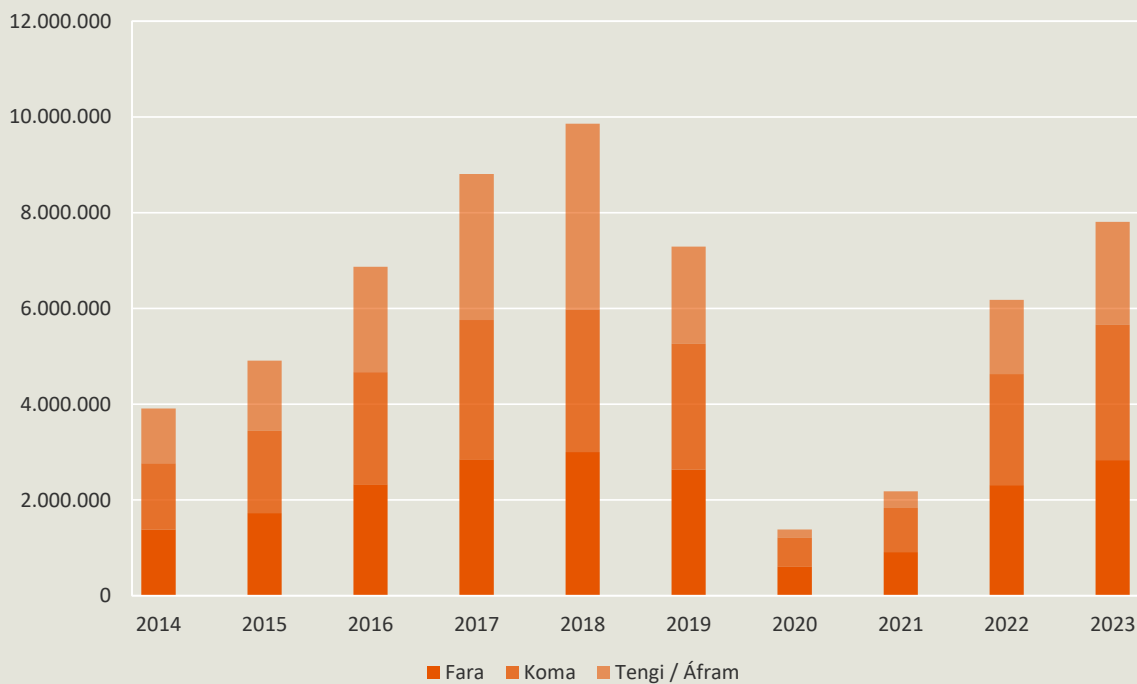
Flugvöllur	2014	2015	2016	2017	2018	2019	2020	2021	2022	2023
Reykjavík	328.205	348.240	377.672	385.172	360.600	324.806	161.821	291.086	330.896	348.891
Akureyri	172.106	170.897	183.301	198.946	190.621	168.212	77.322	136.863	163.586	168.162
Egilsstaðir	87.335	89.079	93.474	95.656	90.570	81.666	47.033	76.226	89.038	90.986
Ísafjörður	34.946	33.343	33.076	34.551	32.552	32.311	14.708	26.066	31.223	29.556
Hornafjörður	9.887	9.440	11.183	11.008	11.342	10.005	5.874	8.586	9.869	9.567
Húsavík	9.646	11.484	20.394	17.975	14.310	11.633	5.736	6.871	8.597	5.986
Bíldudalur	3.575	3.371	3.333	3.600	3.014	2.983	2.299	3.685	4.696	5.007
Vestmannaeyjar	19.412	19.637	19.107	17.395	16.803	11.690	3.691	3.532	3.381	3.291
Grímsey	3.668	3.158	3.436	2.370	2.241	2.133	855	1.605	2.070	2.223
Vopnafjörður	1.622	1.195	1.042	1.259	1.946	1.042	679	1.090	935	777
Þórshöfn	718	502	441	1.079	870	835	467	964	797	786
Gjögur	220	224	397	177	184	116	150	153	97	147
Aðrir flugvellir	4.488	2.052	2.278	2.704	12.266	5.698	64	108	146	175
<b>Alls</b>	<b>675.828</b>	<b>692.622</b>	<b>749.134</b>	<b>771.892</b>	<b>737.319</b>	<b>653.130</b>	<b>320.699</b>	<b>556.835</b>	<b>645.331</b>	<b>665.554</b>



## MILLILANDAFARÞEGAR UM ÍSLENSKA ÁÆTLUNARFLUGVELLI 2023

Flugvöllur	Brottfarar- /komufarb.	Tengifarþegar / Áfram farþegar	Samtals	Br. 23/22	Hlutdeild
Keflavík	5.631.227	2.144.920	7.776.147	26,9%	99,6%
Reykjavík	5.725		5.725	-68,0%	0,1%
Akureyri	23.679		23.679	-26,4%	0,3%
Egilsstaðir	1.809		1.809	-37,2%	0,0%
Aðrir flugvellir	12		12	0,0%	0,0%
<b>Alls</b>	<b>5.662.452</b>	<b>2.144.920</b>	<b>7.807.372</b>	<b>26,3%</b>	<b>100%</b>

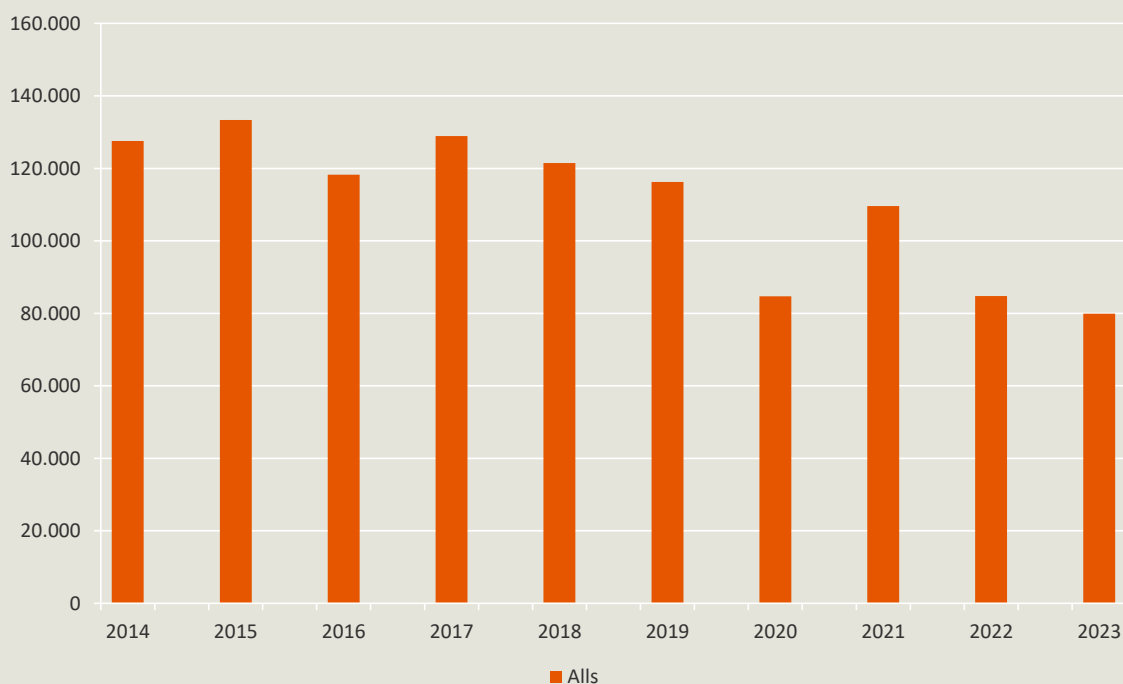
Ár	Fara	Koma	Tengi / Áfram	Alls
2014	1.382.748	1.379.686	1.147.810	3.910.244
2015	1.723.290	1.718.922	1.465.274	4.907.486
2016	2.328.673	2.342.182	2.198.804	6.869.659
2017	2.848.938	2.911.068	3.046.023	8.806.029
2018	2.997.783	2.978.720	3.882.619	9.859.122
2019	2.634.705	2.626.749	2.030.777	7.292.231
2020	601.749	613.238	166.678	1.381.665
2021	912.309	918.759	350.828	2.181.896
2022	2.309.619	2.320.863	1.548.885	6.179.367
2023	2.830.589	2.831.863	2.144.920	7.807.372



## FLUGHREYFINGAR INNANLANDS Á ÍSLENSKUM ÁÆTLUNARFLUGVÖLLUM 2023

Flugvöllur	Áætlunar- /leiguflug	Annað flug	Snerti- lendingar	Samtals	Br. 23/22	Hlutdeild
Keflavík	310	5.151	9.837	15.298	-32,9%	19,1%
Reykjavík	17.959	12.894	11.111	41.964	6,2%	52,5%
Akureyri	4.006	3.401	4.906	12.313	5,2%	15,4%
Egilsstaðir	1.848	603	212	2.663	-7,9%	3,3%
Ísafjörður	1.201	446	28	1.675	-7,8%	2,1%
Hornafjörður	804	273	12	1.089	6,3%	1,4%
Húsavík	578	63	62	703	-16,7%	0,9%
Bíldudalur	816	80	60	956	3,5%	1,2%
Vestmannaeyjar	190	653	602	1.445	-10,9%	1,8%
Grimsey	344	15	2	361	15,7%	0,5%
Vopnafjörður	482	32	0	514	1,6%	0,6%
Þórshöfn	458	38	0	496	0,8%	0,6%
Gjögur	151	11	0	162	11,0%	0,2%
Aðrir flugvellir	15	252	0	267	26,5%	0,3%
<b>Alls</b>	<b>29.162</b>	<b>23.912</b>	<b>26.832</b>	<b>79.906</b>	<b>-5,7%</b>	<b>100,0%</b>

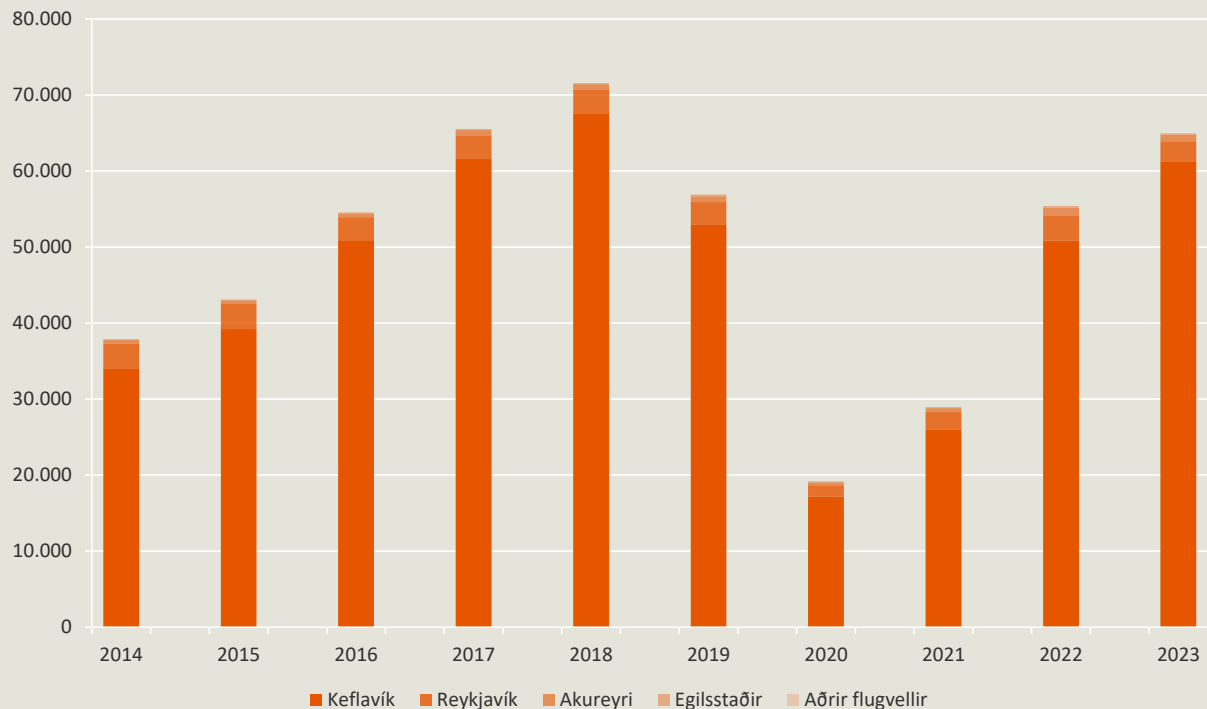
	2014	2015	2016	2017	2018	2019	2020	2021	2022	2023
Keflavík	36.861	37.329	27.481	31.890	29.938	33.008	27.937	41.855	22.784	15.298
Reykjavík	60.447	67.434	60.696	61.556	61.009	56.763	39.097	46.697	39.504	41.964
Akureyri	14.205	13.611	14.219	19.745	14.774	12.838	8.594	10.490	11.705	12.313
Egilsstaðir	3.218	3.128	2.947	2.973	2.836	2.812	1.930	2.763	2.891	2.663
Ísafjörður	1.874	1.784	1.994	1.779	2.054	2.162	1.265	1.702	1.816	1.675
Hornafjörður	1.081	1.139	1.214	1.424	1.351	1.215	830	1.090	1.024	1.089
Húsavík	1.242	1.262	1.768	1.571	1.523	1.313	686	800	844	703
Bíldudalur	664	652	734	628	722	696	603	777	924	956
Vestmannaeyjar	4.900	4.718	4.586	4.817	4.292	3.484	2.432	1.604	1.621	1.445
Grimsey	498	454	446	426	410	383	268	324	312	361
Vopnafjörður	672	532	570	532	526	528	450	583	506	514
Þórshöfn	479	428	452	458	466	489	392	532	492	496
Gjögur	168	160	194	146	150	122	136	170	146	162
Aðrir flugvellir	1.218	722	973	942	1.442	459	102	194	211	267
<b>Alls</b>	<b>127.527</b>	<b>133.353</b>	<b>118.274</b>	<b>128.887</b>	<b>121.493</b>	<b>116.272</b>	<b>84.722</b>	<b>109.581</b>	<b>84.780</b>	<b>79.906</b>



## FLUGHREYFINGAR MILLI LANDA Á ÍSLENSKUM ÁÆTLUNARFLUGVÖLLUM 2023

Flugvöllur	Áætlunar- /leiguflug	Annað flug	Samtals	Br. 23/22	Hlutdeild
Keflavík	56.202	5.075	61.277	20,5%	94,3%
Reykjavík	570	2.035	2.605	-20,3%	4,0%
Akureyri	607	251	858	-17,8%	1,3%
Egilsstaðir	34	173	207	-2,8%	0,3%
Aðrir flugvöllir	0	14	14	-12,5%	0,0%
<b>Alls</b>	<b>57.413</b>	<b>7.548</b>	<b>64.961</b>	<b>17,3%</b>	<b>100%</b>

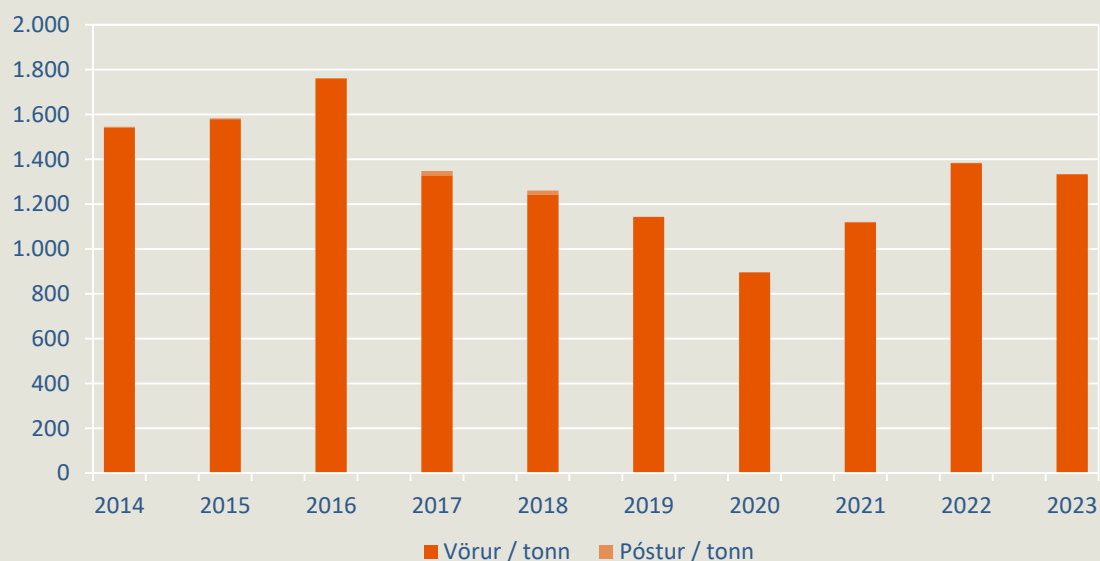
	2014	2015	2016	2017	2018	2019	2020	2021	2022	2023
Keflavík	34.069	39.210	50.883	61.587	67.494	52.995	17.190	25.984	50.839	61.277
Reykjavík	3.233	3.359	3.036	3.100	3.181	2.926	1.464	2.315	3.268	2.605
Akureyri	451	401	444	700	719	745	386	486	1.044	858
Egilsstaðir	124	96	159	141	163	210	144	163	213	207
Aðrir flugvöllir	5	23	14	0	20	26	14	23	16	14
<b>Alls</b>	<b>37.882</b>	<b>43.089</b>	<b>54.536</b>	<b>65.528</b>	<b>71.577</b>	<b>56.902</b>	<b>19.198</b>	<b>28.971</b>	<b>55.380</b>	<b>64.961</b>



## VÖRU- OG PÓSTFLUTNINGAR INNANLANDS UM ÍSLENSKA ÁÆTLUNARFLUGVELLI 2023

Flugvöllur	Vörur / Tonn	Póstur / Tonn	Samtals / Tonn	Br. 23/22	Hlutdeild
Reykjavík	647,7	0,1	647,8	-3,4%	48,6%
Akureyri	389,2		389,2	-2,7%	29,2%
Egilsstaðir	169,2		169,2	4,6%	12,7%
Ísafjörður	60,9		60,9	6,7%	4,6%
Hornafjörður	16,5		16,5	-41,2%	1,2%
Húsavík	4,5		4,5	-56,3%	0,3%
Bíldudalur	13,0		13,0	-26,5%	1,0%
Vestmannaeyjar	2,5		2,5	-11,4%	0,2%
Grímsey	3,0		3,0	-9,0%	0,2%
Vopnafjörður	16,0		16,0	-9,0%	1,2%
Þórshöfn	6,2		6,2	-10,5%	0,5%
Gjögur	4,8		4,8	-28,1%	0,4%
Aðrir flugvellir	0,0		0,0	-100,0%	0,0%
<b>Alls</b>	<b>1.333,5</b>	<b>0,1</b>	<b>1.333,6</b>	<b>-3,6%</b>	<b>100,0%</b>

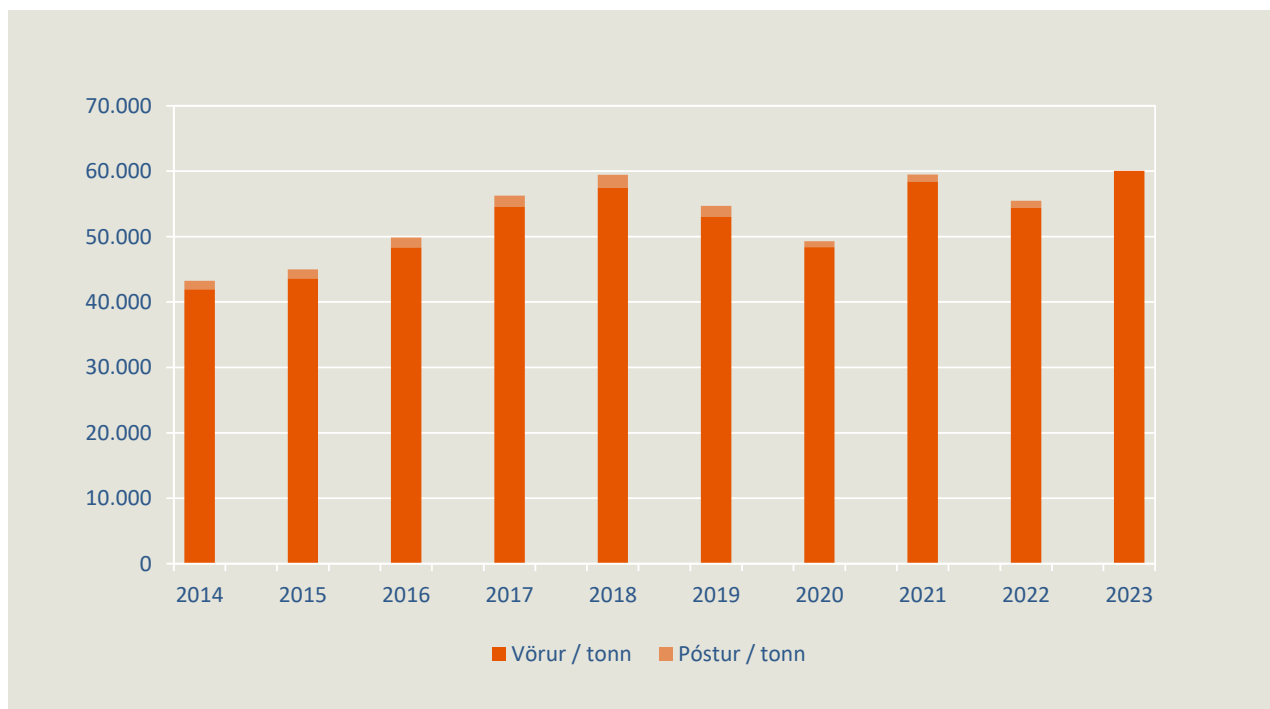
Ár	Vörur / tonn	Póstur / tonn	Samtals / tonn
2014	1.541	5	1.546
2015	1.578	5	1.582
2016	1.759	3	1.763
2017	1.327	21	1.348
2018	1.242	18	1.261
2019	1.142	1	1.143
2020	896	1	897
2021	1.119	2	1.120
2022	1.383	0	1.383
2023	1.334	0	1.334



## VÖRU- OG PÓSTFLUTNINGAR MILLI LANDA UM ÍSLENSKA ÁÆTLUNARFLUGVELLI 2023

Flugvöllur	Vörur / Tonn	Póstur / Tonn	Samtals / Tonn	Br. 23/22	Hlutdeild
Keflavík	60.013,5	1.033,1	61.046,6	10,2%	99,9%
Reykjavík	6,6		6,6	-83,3%	0,0%
Akureyri	32,5		32,5	-30,4%	0,1%
<b>Alls</b>	<b>60.053</b>	<b>1.033</b>	<b>61.086</b>	<b>10,1%</b>	<b>100,0%</b>

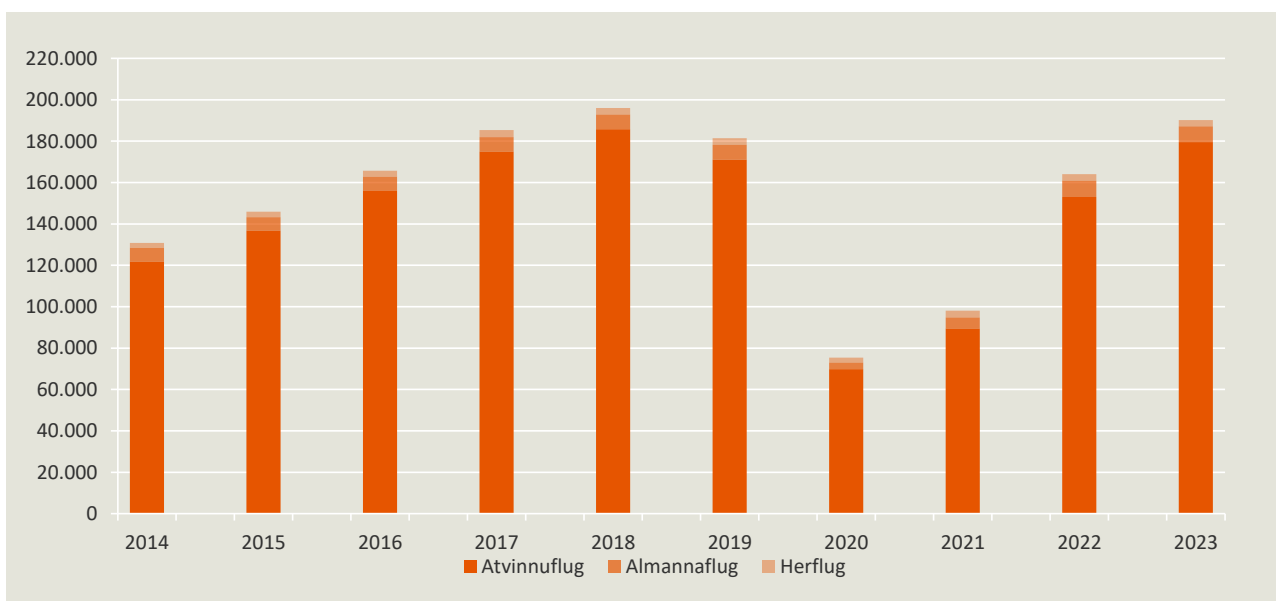
Ár	Vörur / tonn	Póstur / tonn	Samtals / tonn
2014	41.925	1.332	43.257
2015	43.597	1.383	44.980
2016	48.342	1.523	49.865
2017	54.555	1.731	56.286
2018	57.427	2.009	59.436
2019	53.049	1.660	54.710
2020	48.363	934	49.297
2021	58.409	1.085	59.494
2022	54.375	1.098	55.473
2023	60.053	1.033	61.086



## UMFERÐ UM ÍSLENSKA ÚTHAFSFLUGSTJÓRNARSVÆÐIÐ 2014-2023

Ár	Til/frá Íslandi	Yfirflug	Fjöldi ferða	Breyting
2014	37.472	93.384	130.856	12,5%
2015	42.787	103.104	145.891	11,5%
2016	53.902	111.734	165.636	13,5%
2017	65.296	120.000	185.296	11,9%
2018	71.444	124.557	196.001	5,8%
2019	56.724	124.669	181.393	-7,5%
2020	19.477	55.909	75.386	-58,4%
2021	28.836	69.215	98.051	30,1%
2022	55.300	108.771	164.071	67,3%
2023	64.800	125.394	190.194	15,9%

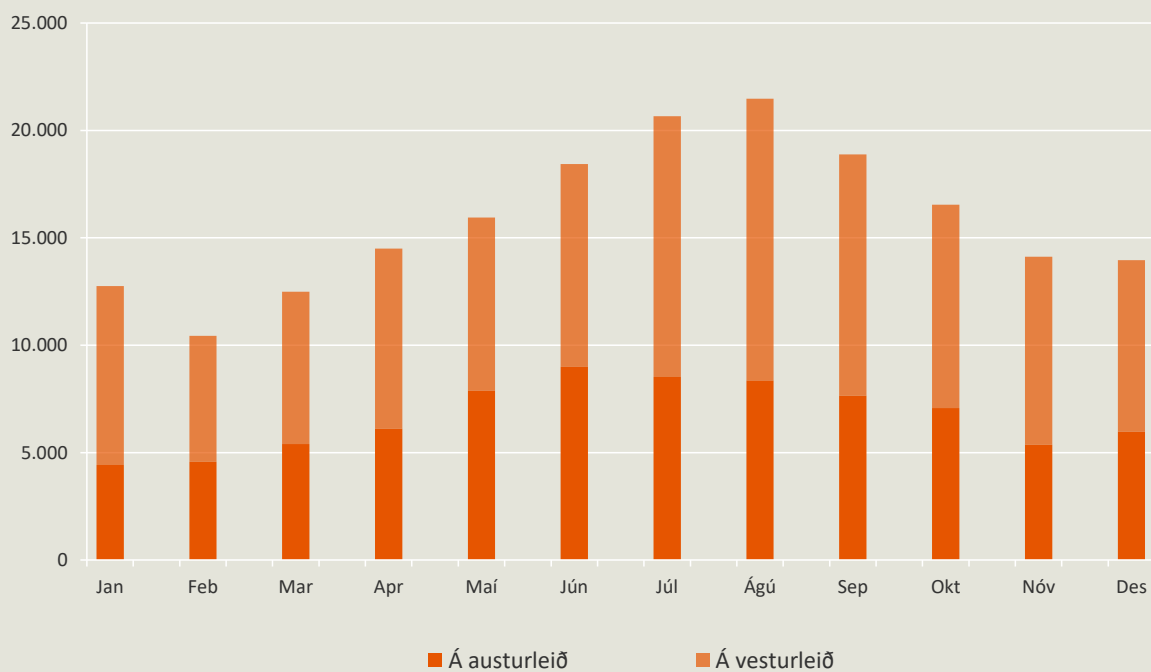
Ár	Atvinnuflug	Almannauflug	Herflug	Samtals	Hlutfall atvinnuflugs	Hlutfall almannauflugs	Hlutfall herflugs
2014	121.795	6.566	2.495	130.856	93,1%	5,0%	1,9%
2015	136.742	6.522	2.627	145.891	93,7%	4,5%	1,8%
2016	155.978	6.819	2.839	165.636	94,2%	4,1%	1,7%
2017	174.964	7.027	3.305	185.296	94,4%	3,8%	1,8%
2018	185.765	7.067	3.169	196.001	94,8%	3,6%	1,6%
2019	171.053	7.233	3.107	181.393	94,3%	4,0%	1,7%
2020	69.784	3.235	2.367	75.386	92,6%	4,3%	3,1%
2021	89.420	5.377	3.254	98.051	91,2%	5,5%	3,3%
2022	152.966	7.957	3.148	164.071	93,2%	4,8%	1,9%
2023	179.482	7.630	3.082	190.194	94,4%	4,0%	1,6%





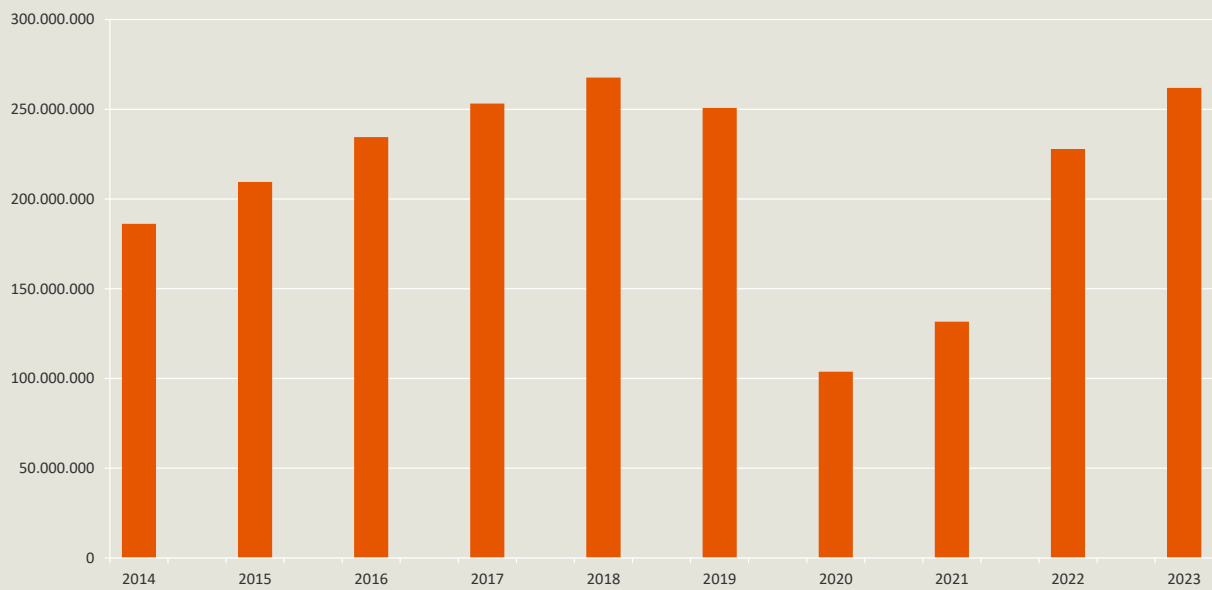
## SKIPTING UMFERÐAR Í ÍSLENSKA ÚTHAFSFLUGSTJÓRNARSVÆÐINU 2023

	Jan	Feb	Mar	Apr	Maí	Jún	Júl	Ágú	Sep	Okt	Nóv	Des	Samtals
Á austurleið	4.425	4.569	5.394	6.110	7.876	8.985	8.520	8.357	7.645	7.070	5.360	5.968	80.279
Á vesturleið	8.325	5.866	7.099	8.391	8.071	9.451	12.145	13.119	11.232	9.466	8.761	7.989	109.915
Samtals	12.750	10.435	12.493	14.501	15.947	18.436	20.665	21.476	18.877	16.536	14.121	13.957	190.194



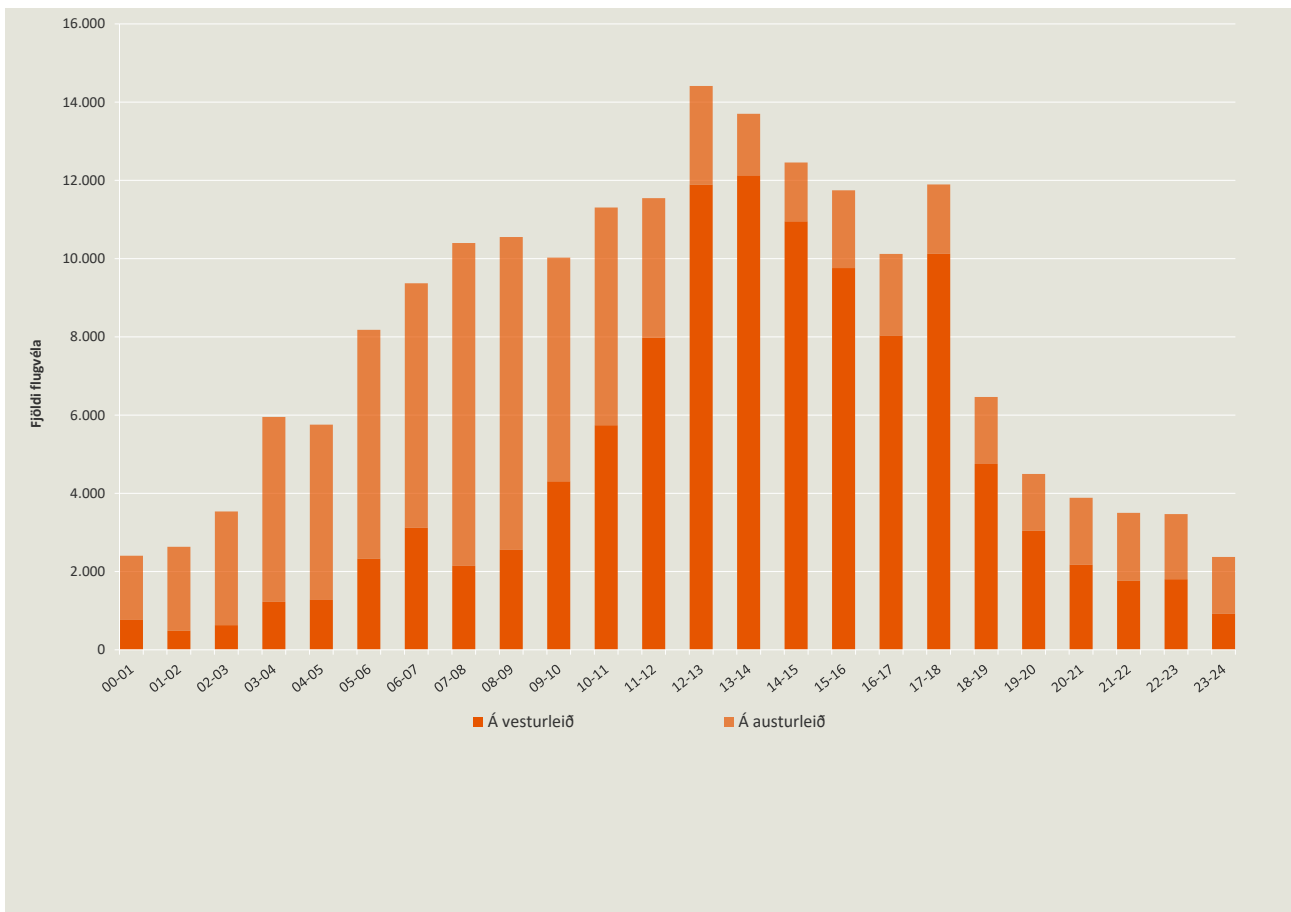
## FLOGNIR KÍLÓMETRAR Í ÍSLENSKA ÚTHAFSFLUGSTJÓRNARSVÆÐINU

	2014	2015	2016	2017	2018	2019	2020	2021	2022	2023
KM	186.123.452	209.454.134	234.476.186	253.160.781	267.670.447	250.687.922	103.814.447	131.659.735	227.849.740	261.934.625



## DREIFING Á KOMUTÍMA FLUGVÉLA Í ÍSLENSKA ÚTHAFSFLUGSTJÓRNARSVÆÐINU 2023

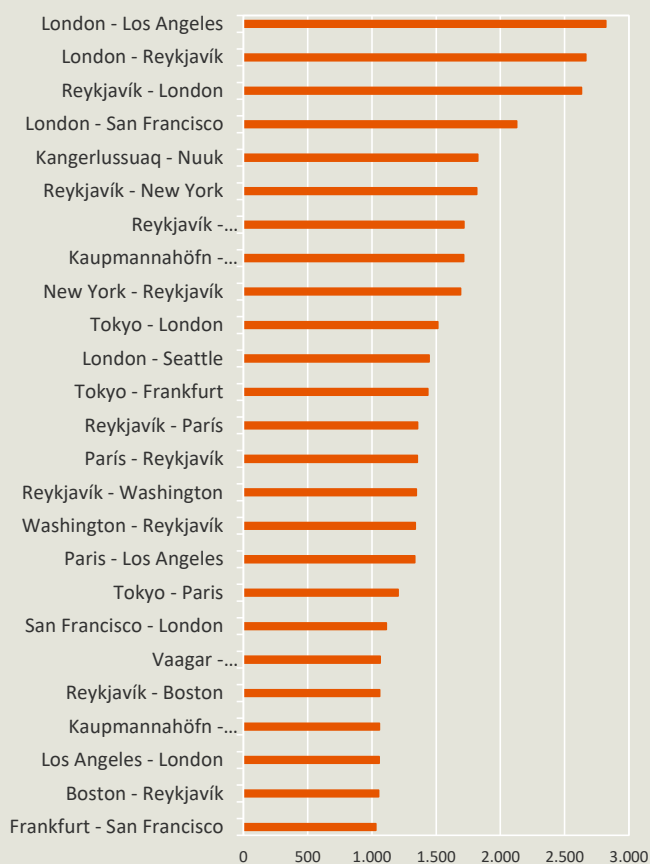
Klukkan	00-01	01-02	02-03	03-04	04-05	05-06	06-07	07-08	08-09	09-10	10-11	11-12	12-13	13-14	14-15	15-16	16-17	17-18	18-19	19-20	20-21	21-22	22-23	23-24
Á vesturleið	765	489	630	1.228	1.274	2.331	3.120	2.145	2.555	4.308	5.739	7.976	11.892	12.128	10.954	9.759	8.034	10.125	4.752	3.041	2.173	1.767	1.804	926
Á austurleið	1.639	2.144	2.907	4.726	4.483	5.848	6.251	8.256	7.998	5.718	5.569	3.571	2.520	1.573	1.505	1.987	2.088	1.772	1.713	1.454	1.712	1.734	1.665	1.446



## HELSTU BROTTFARAR- OG ÁFANGASTAÐIR FLUGVÉLA Í ÍSLENSKA ÚTHAFSFLUGSTJÓRNARSVÆÐINU 2023

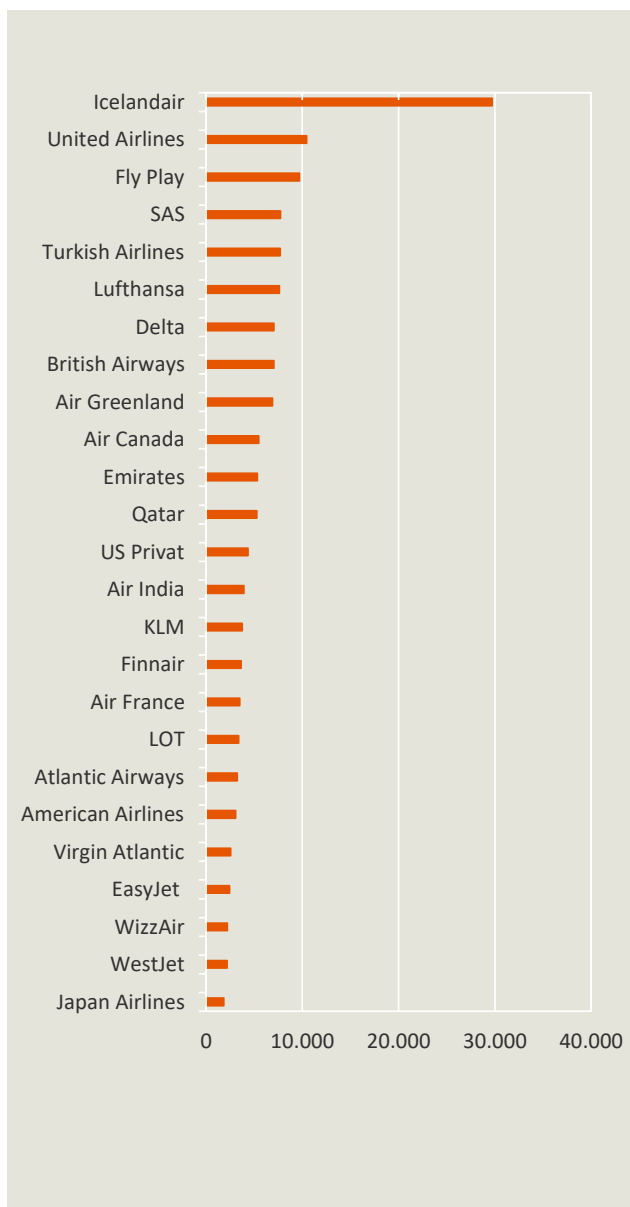
London - Los Angeles	2.821
London - Reykjavík	2.664
Reykjavík - London	2.631
London - San Francisco	2.127
Kangerlussuaq - Nuuk	1.824
Reykjavík - New York	1.815
Reykjavík - Kaupmannahöfn	1.716
Kaupmannahöfn - Reykjavík	1.715
New York - Reykjavík	1.691
Tokyo - London	1.513
London - Seattle	1.446
Tokyo - Frankfurt	1.435
Reykjavík - París	1.355
París - Reykjavík	1.353
Reykjavík - Washington	1.345
Washington - Reykjavík	1.338
Paris - Los Angeles	1.334
Tokyo - París	1.204
San Francisco - London	1.112
Vaagar - Kaupmannahöfn	1.064
Reykjavík - Boston	1.060
Kaupmannahöfn - Vaagar	1.058
Los Angeles - London	1.056
Boston - Reykjavík	1.053
Frankfurt - San Francisco	1.031

Heildarfjöldi staða-para  
(brottfararstaður - áfangastaður)  
árið 2023 er 5.072



## HELSTU FLUGFÉLÖG Í ÍSLENSKA ÚTHAFSFLUGSTJÓRNARSVÆÐINU 2023

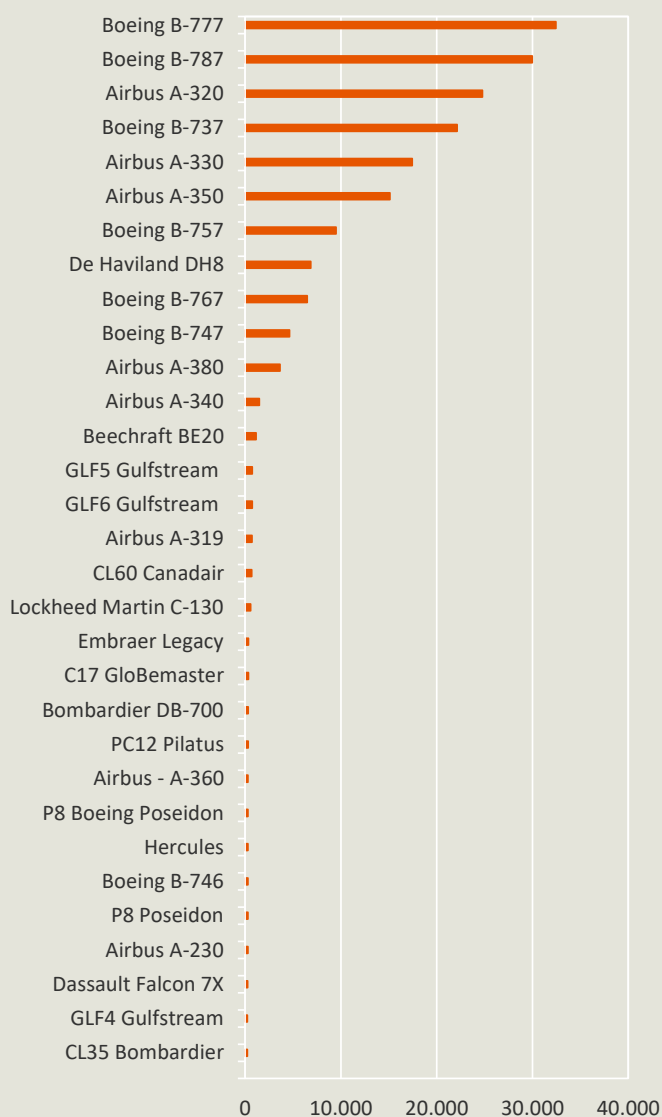
Fullt nafn eiganda	Fjöldi véla	Hlutfall
Icelandair	29.733	15,6%
United Airlines	10.453	5,5%
Fly Play	9.709	5,1%
SAS	7.731	4,1%
Turkish Airlines	7.696	4,0%
Lufthansa	7.614	4,0%
Delta	7.046	3,7%
British Airways	7.037	3,7%
Air Greenland	6.895	3,6%
Air Canada	5.464	2,9%
Emirates	5.332	2,8%
Qatar	5.277	2,8%
US Privat	4.360	2,3%
Air India	3.920	2,1%
KLM	3.750	2,0%
Finnair	3.656	1,9%
Air France	3.497	1,8%
LOT	3.401	1,8%
Atlantic Airways	3.235	1,7%
American Airlines	3.089	1,6%
Virgin Atlantic	2.547	1,3%
EasyJet	2.451	1,3%
WizzAir	2.230	1,2%
WestJet	2.191	1,2%
Japan Airlines	1.835	1,0%
Aðrir	40.045	21,1%
<b>Samtals</b>	<b>190.194</b>	<b>100%</b>



## HELSTU FLUGVÉLATEGUNDIR Í ÍSLENSKA ÚTHAFSFLUGSTJÓRNARSVÆÐINU 2023

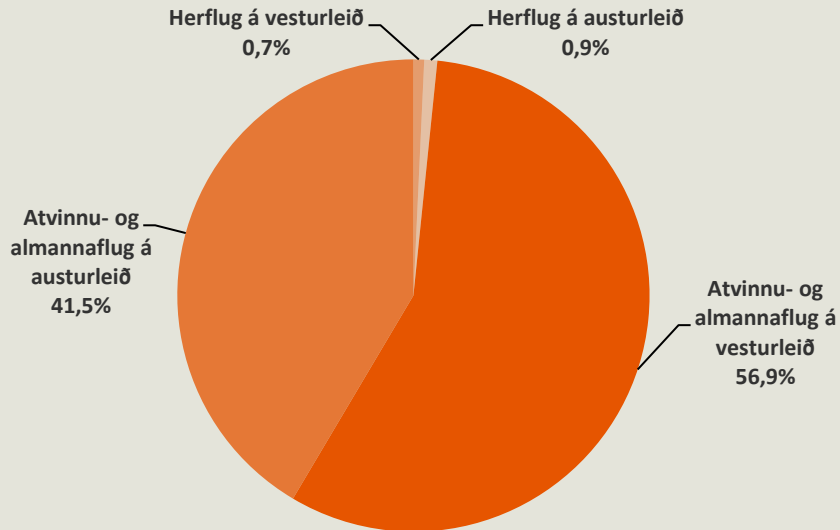
Tegund	Fjöldi	Hlutfall
Boeing B-777	32.457	17,1%
Boeing B-787	29.982	15,8%
Airbus A-320	24.783	13,0%
Boeing B-737	22.130	11,6%
Airbus A-330	17.457	9,2%
Airbus A-350	15.123	8,0%
Boeing B-757	9.502	5,0%
De Haviland DH8	6.870	3,6%
Boeing B-767	6.490	3,4%
Boeing B-747	4.636	2,4%
Airbus A-380	3.658	1,9%
Airbus A-340	1.499	0,8%
Beechraft BE20	1.146	0,6%
GLF5 Gulfstream	748	0,4%
GLF6 Gulfstream	745	0,4%
Airbus A-319	733	0,4%
CL60 Canadair	699	0,4%
Lockheed Martin C-130	577	0,3%
Embraer Legacy	360	0,2%
C17 GloBemaster	343	0,2%
Bombardier DB-700	332	0,2%
PC12 Pilatus	313	0,2%
Airbus - A-360	293	0,2%
P8 Boeing Poseidon	303	0,2%
Hercules	299	0,2%
Boeing B-746	297	0,2%
P8 Poseidon	293	0,2%
Airbus A-230	286	0,2%
Dassault Falcon 7X	255	0,1%
GLF4 Gulfstream	253	0,1%
CL35 Bombardier	242	0,1%
Allar vélar	190.194	100,0%

Alls fóru 301 tegund flugvéla um svæðið



## SKIPTING UMFERÐAR Í ÍSLENSKA ÚTHAFSFLUGSTJÓRNARSVÆÐINU 2023

Herflug á vesturleið	Herflug á austurleið	Atvinnu- og almannafflug á vesturleið	Atvinnu- og almannafflug á austurleið	Alls
1.388	1.694	108.221	78.891	190.194



Á vesturleið á föstum ferlum	Á austurleið á föstum ferlum	Á vesturleið ekki á föstum ferlum	Á austurleið ekki á föstum ferlum	Alls
3.026	315	106.889	79.964	190.194

